

Catania Mini

SPOTLIGHT



Product Code

MS25



Technical Description

Slight, right, and shining bright

- A sleek and svelte architectural spotlight at only Ø62mm
- 3-Circuit Track Mount and Monopoint Mount configurations as standard. Surface Mount and Adjustable Recessed configurations are available upon request for a range of installation options
- Beam spreads: Spot (17°), Narrow (20°), Medium (40°), and Wide (55°)
- Can be fitted with a range of optical accessories upon request for enhanced glare control
- Part of the Catania family, with [Maxi](#) and [Mini Pendant](#) versions available
- If you require a customised version of this product, please [contact us](#)

Electrical Specifications

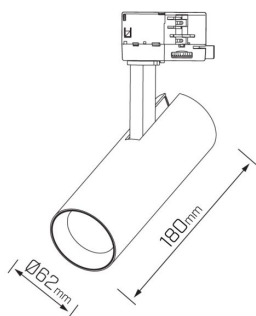
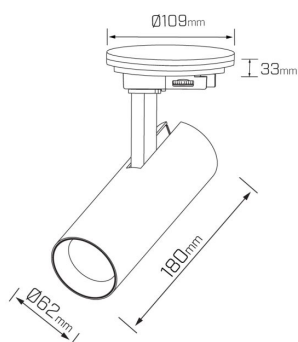
System Power	15W
Input Voltage	240V
Control Type	ON/OFF, Phase-Cut
System Efficacy (max.)	83lm/W

Photometric Info

Luminaire Lumens	1250lm
CRI	CRI90
CCT	3000K, 3500K, 4000K, 2700K
Beam Angle	17°, 20°, 40°, 55°

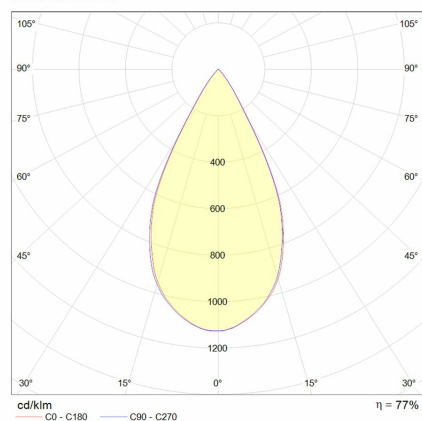
Physical Characteristics

Installation Method	3-Circuit Track Mounted, Surface Mounted
Trim Finish	White, Black
IP Rating / IK Rating	IP20
Weight	0.6Kgs
Maximum Tilt Angle	90°
Maximum Rotation Angle	350°

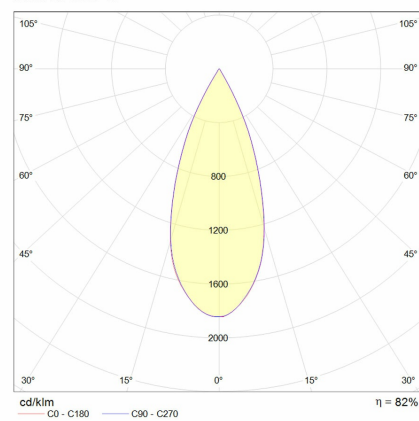


Polar Distribution Diagrams

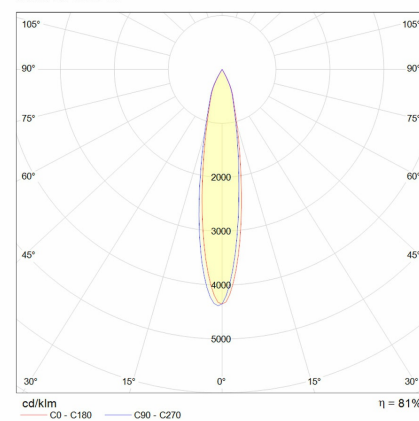
Catania Mini 55°



Catania Mini 40°



Catania Mini 20°



Catania Mini

SPOTLIGHT

Catania Mini 17°

