

Hartley HE

SPOTLIGHT



Product Code

MS41



Technical Description

Leading the way in sustainable lighting...

- Delivering class-leading system efficacy up to 160lm/W at CRI90*, this luminaire sets a new standard in lighting efficiency
- Its high-efficiency, laser-cut reflector is specially designed to maximise light output
- With its compact dimensions and minimalist design, including an integrated driver, this fixture embodies the essence of modern architectural lighting
- Available in a variety of configurations, including 3-Circuit Track Mount and 3-Circuit In-Track Mount as standard
- It can accommodate a range of beam spreads, from Spot (18°), Narrow (28°), Medium (40°), and Wide (52°)
- This product is a member of the Hartley family which incorporates new adjustable recessed [Asti](#) downlight
- Also available [Hartley HE Mini](#) version
- If you require a customised version of this product, please [contact us](#)

*Tested at 19W & 4000K with a spot beam angle

Electrical Specifications

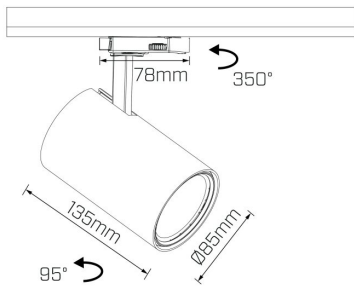
System Power	19W, 24W
Input Voltage	240V
Control Type	ON/OFF, DALI, Casambi
System Efficacy (max.)	160lm/W
Power Factor	> 0.9

Photometric Info

Luminaire Lumens	2930lm, 3040lm, 3480lm
CRI	CRI90
CCT	3000K HE+, 3500K HE+, 4000K HE+, PW 3000K HE+
Beam Angle	18°, 28°, 40°, 52°
Lumen Maintenance	> 64000hrs
MacAdam Step	2 Step

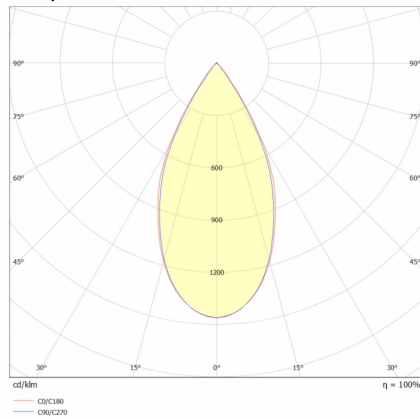
Physical Characteristics

Installation Method	3-Circuit Track Mounted, 3-Circuit In-Track Mounted
Trim Finish	White, Black
IP Rating / IK Rating	IP20
Weight	0.8Kgs
Maximum Tilt Angle	95°
Maximum Rotation Angle	350°
Fitting Material	Aluminium

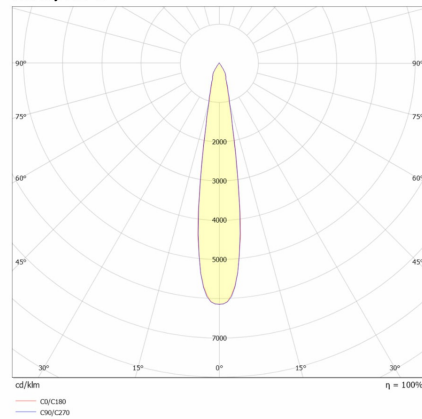


Polar Distribution Diagrams

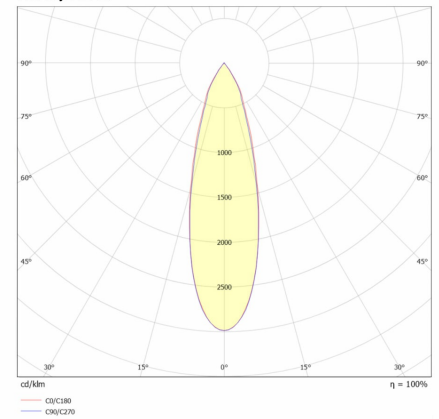
Hartley HE 52°



Hartley HE 18°



Hartley HE 28°



Hartley HE

SPOTLIGHT

Hartley HE 40°

